



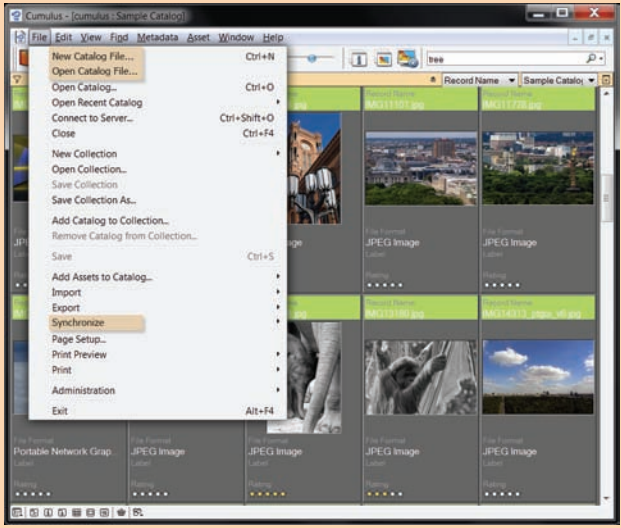
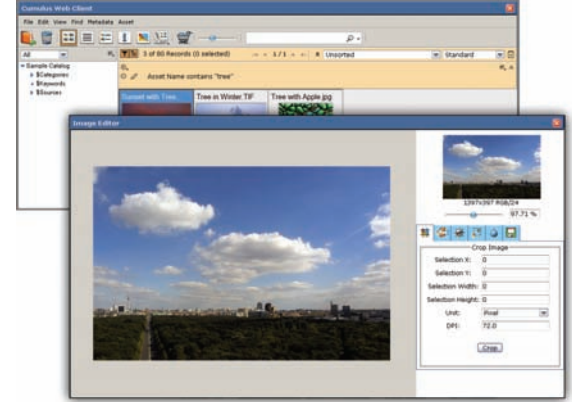
PRODUCT INFORMATION:

Canto Cumulus 8.1: What's New?

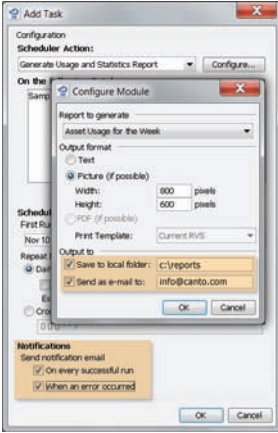
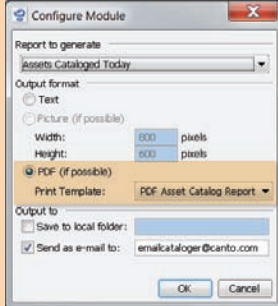
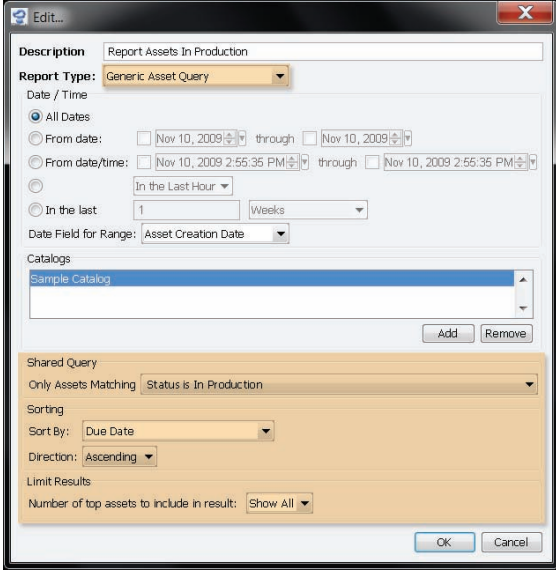
Building on the Cumulus 8 architecture, Cumulus 8.1 offers refinements alongside entirely new Web capabilities.

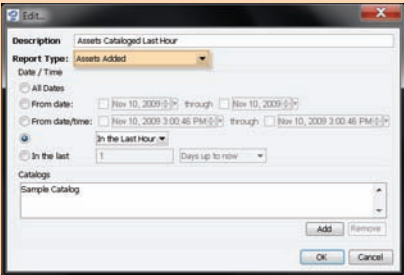
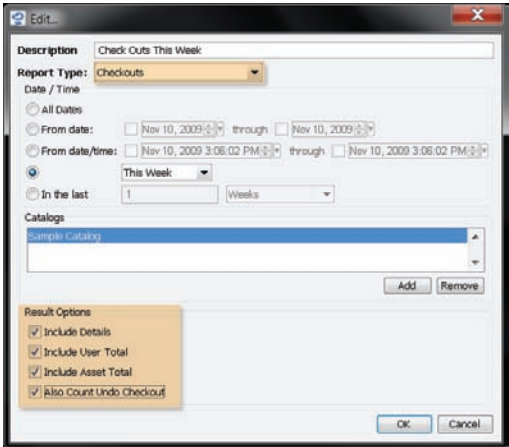
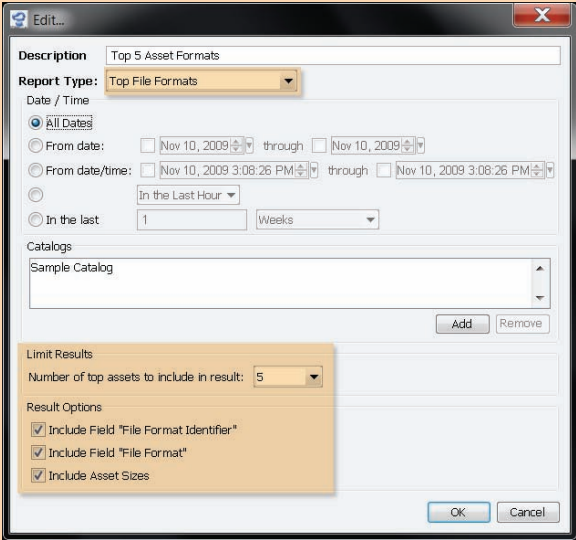
Canto Cumulus 8.1 expands on the product line's new architecture offering a powerful suite of new functionality*:

- Brand new software client options, offering capabilities never before possible in Cumulus.
- General improvements that increase reliability, user productivity and decrease administration efforts.
- New image comparison feature, and user commenting improvements that make evaluations and approvals easier.
- Additional reporting options for better ROI evaluation.

Features	Benefits	Details
<p>Client Options</p> <p>NEW! Cumulus Cross Client</p>	<p>The Cumulus Cross Client is a standalone version of the Cumulus 8.1 Native Client that enables users to:</p> <ul style="list-style-type: none"> • Create new catalogs on their local computers, • Open catalogs served by Cumulus Servers, and • Update metadata and assets between the two. <p>The Cumulus Cross Client is perfect for traveling professionals who need assets and metadata with them always, and also want to work with catalogs of their own.</p> <p>Heading out on a business trip? Grab "to-go" versions of your organization's catalogs, and you won't need to hunt for wi-fi connections!</p>	 <p>FIGURE 1: "Catalog file" menu options enable users to also create and work with local catalogs. "Synchronize" takes care of the cross-catalog updates.</p>
<p>UPDATED Cumulus Web Client</p> <p>ADDED VALUE! The Cumulus Web Client is a standard feature on all new Cumulus Workgroup, Enterprise and Complete systems. It's also available as an option for Cumulus Entry.</p>	<p>The Cumulus Web Client offers read/write access to Cumulus for metadata edits and asset uploads and downloads (just like Internet Client Pro), but it includes a number of improvements and additions specifically designed for use with Cumulus 8.1 Servers:</p> <ul style="list-style-type: none"> • Built-in image editing — create asset variations over the Web. • Report view — See a scrolling list of metadata that includes thumbnails. • Thumbnail size slider — Resize thumbnails using an interactive slider. • User live filter — Focus on certain asset formats, statuses or any other criteria. <p>Even better, user actions, such as downloads and previews, etc., are tracked by Cumulus 8.1, so you'll know which assets are most popular with Web users.</p>	 <p>FIGURE 2: The new Web Client offers many of the new features of the Cumulus 8 Client, including a thumbnail slider and an image editor.</p>

* Not all features listed are available in all editions of Cumulus 8.1. Contact your Canto representative for details.

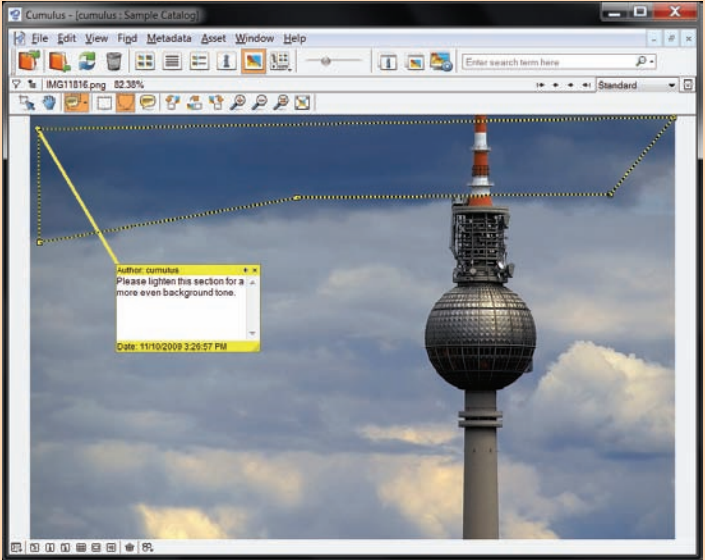
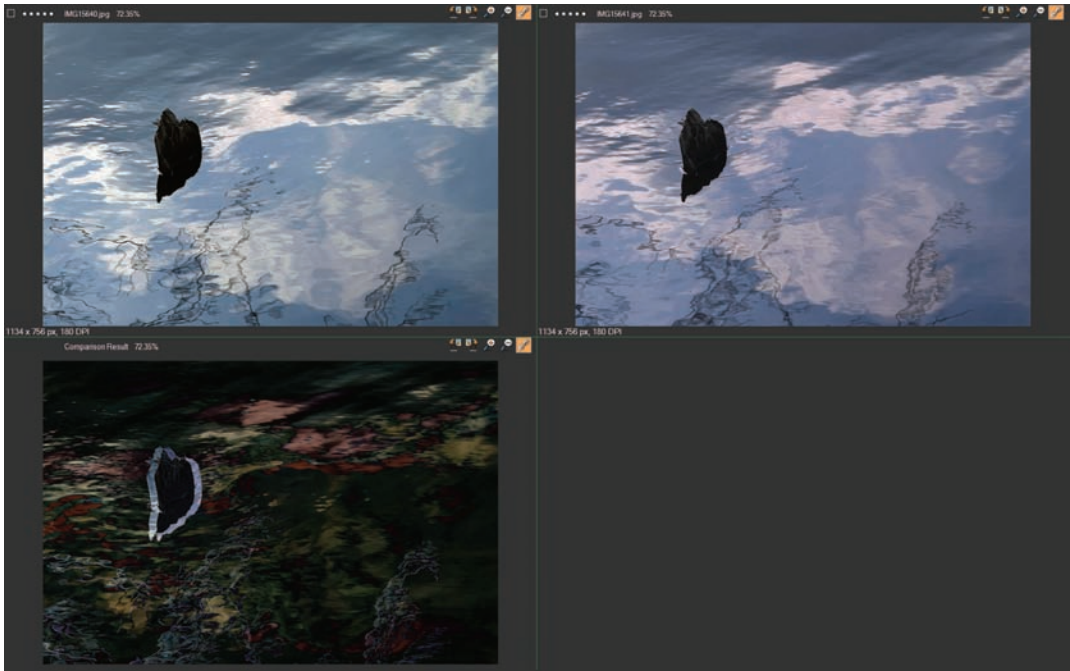
Features	Benefits	Details
Reporting		
<p>NEW! Email reports to anyone</p>	<p>Reports created by the <i>Usage Reporting and Statistics</i> add-on can now be automatically emailed to one or more recipients directly from Cumulus, so no one is ever kept waiting.</p>	 <p>FIGURE 3: Reports generated by the <i>Usage Reporting and Statistics</i> add-on can now be emailed to one or more users. What's more, notifications can be sent to system administrators to indicate the completion of reports, or when errors have occurred.</p>
<p>NEW! Create reports in PDF format using print templates</p>	<p>Now you can save reports in PDF format and use print templates to define the metadata fields they contain. Define page formatting options, and even include your organization's logo or other image in the header or footer.</p>	 <p>FIGURE 4: Some reports can be saved in PDF format. Because you can choose among pre-configured print templates, your PDF reports can be formatted exactly as you need.</p>
<p>NEW! New report type — Use stored search query</p>	<p>Use any saved search query as the basis for reports. Find and report on all "Status is Overdue" assets, or make planning easier by seeing what's scheduled for production next week.</p>	 <p>FIGURE 5: Search queries offer you virtually unlimited possibilities when it comes to selecting asset records for your reports. This report will show all assets currently in production, sorted by due date.</p>


Features	Benefits	Details
<p>NEW! New report type — Assets added</p>	<p>Generate regular reports that show all assets cataloged in the last hour, day, month or more.</p>	 <p>FIGURE 6: This report type can keep you up to date on all the new assets added to the selected catalogs. See what's new in the past hour, past day or any other time interval you need.</p>
<p>NEW! New report type — User checkouts</p>	<p>Now you can calculate the total time a user has an asset checked out. Report by user to see a user's total time with all checked out assets, or report by asset to see the total time each asset was checked out by any user.</p>	 <p>FIGURE 7: Asset check-out operations can be reported on too. Sort by most checked-out assets, or by the user with the most check-outs in the given time period.</p>
<p>NEW! New report type — Assets by format or file size</p>	<p>Get regular totals of assets based on file format, so you'll know how many JPGs, PowerPoint presentations, etc. you have cataloged.</p>	 <p>FIGURE 8: When the time comes to take an inventory of your assets, by size or format, this is the report you'll use. See how many you have of each format, or which formats are using the most disc space.</p>

	Features	Benefits	Details
Administration			
NEW!	Centralized email configuration	Configuring Cumulus 8.1 to work with your email server is now handled in a single location. This means no more configuration file tweaking just to make sure Cumulus can send email to your users.	
NEW!	Email "syslog" system messages	Messages previously available only by checking the event viewing consoles in the host operating system can now be emailed, as they occur, to the Cumulus admin. Levels of notification include information, warning and error.	
UPDATED	Email back-up reports	Email confirmations are now sent automatically after catalog back-up operations conducted by the Backup Manager, if the Mail Manager is set to send notifications. (Figure 9)	
NEW!	Use encrypted passwords in configuration files	Files that include user login passwords, such as for the Scheduler, can now contain encrypted passwords for security.	
NEW!	Fail-over support	Cumulus 8.1 supports Microsoft's Failover Cluster technology to offer fail-over support for Cumulus Servers running on Windows Server 2008.	
UPDATED	Asset handling — version control	Deleting asset records now deletes all asset versions saved in the Cumulus Vault.	
UPDATED	Asset handling - don't change modification date during metadata write-back	Now, when writing back metadata to assets, you can determine if the operation should update the asset's modification date.	

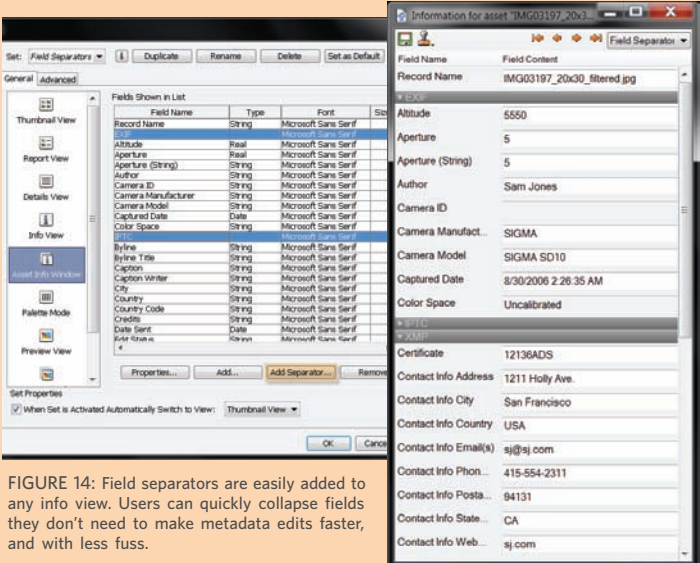
FIGURE 9: The new Mail Manager enables you to easily define and test your email server settings, choose to send syslog notifications, and even see the queue of mail to be sent.

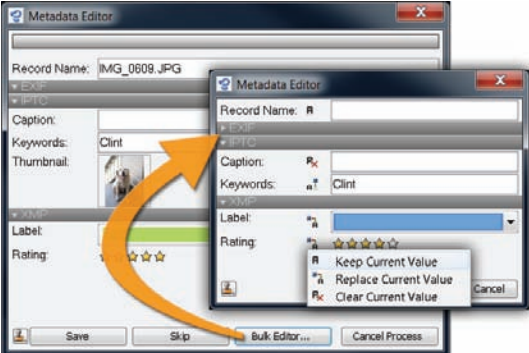
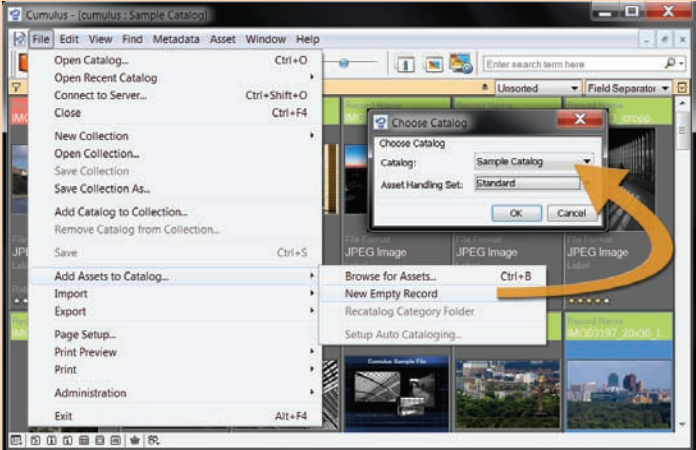
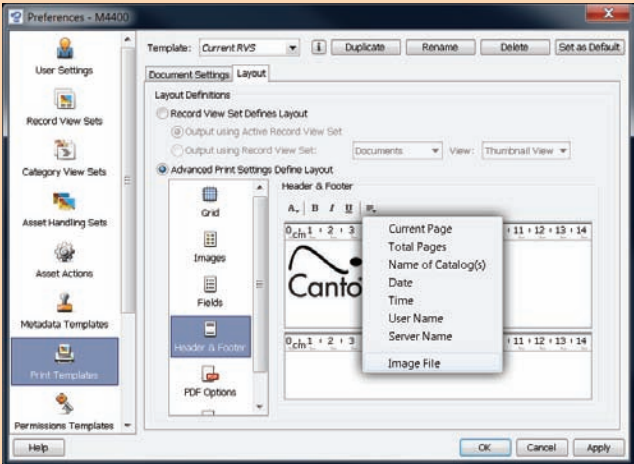
FIGURE 10: Improvements to asset handling sets make things clearer, and give you more control over how Cumulus writes metadata back to your assets.

Features	Benefits	Details
<p>Preview and Commenting</p> <p><small>UPDATED</small></p> <p>Polygon mode for user comments</p>	<p>Draw polygonal commenting regions that are as detailed as you need.</p>	 <p>FIGURE 11: The new polygon drawing tool makes detailed explanations much easier. Click as many defining points as you need to make your point clear.</p>
<p><small>NEW!</small></p> <p>Asset compare</p>	<p>Select two assets and see a visual representation of their differences. This is a handy way to quickly determine where the areas of difference lie in images that otherwise seem very similar.</p>	 <p>FIGURE 12: The subtle difference between the two compared assets (top) is clear in the comparison image below, where a stark outline indicates major differences. Less subtle differences are indicated in less contrasting colors.</p>

Features	Benefits	Details
<p>NEW! Preview linking</p>	<p>You can now link images visible in Fullscreen Preview mode so they be zoomed, panned or rotated in complete synchronization.</p>	 <p>FIGURE 13: The previews of these two images are linked, as indicated by the upper right "chain" icon. Zooming and panning operations performed on either affect both.</p>

User Interface

<p>NEW! Field separators</p>	<p>Make it clear to users which metadata fields belong together. Users can close a separator to hide its fields and make metadata editing much easier on views that contain many fields. Add as many separators as you need, and make it easy to focus on only the fields that matter at that moment.</p>	 <p>FIGURE 14: Field separators are easily added to any info view. Users can quickly collapse fields they don't need to make metadata edits faster, and with less fuss.</p>
-------------------------------------	---	---

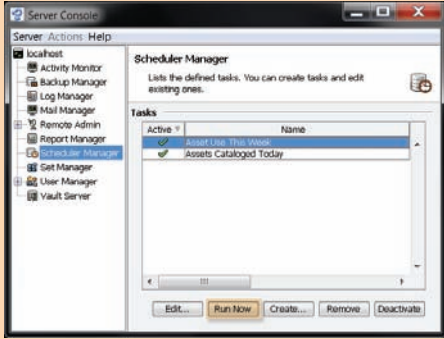
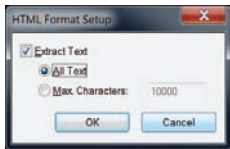
Features	Benefits	Details
<p>UPDATED Bulk editing in metadata editor during cataloging</p>	<p>Now, when cataloged assets using the metadata editor for pre-filling metadata, you can use the "bulk edit" mode to apply values to all cataloged (or updated) asset records.</p>	 <p>FIGURE 15: Quickly apply metadata to all cataloged or updated asset records. Options enable you to replace existing data, insert new data, clear current values and more.</p>
<p>UPDATED Create empty record</p>	<p>The ability to create a new "empty" asset record is now a standard option in the Cumulus 8.1 Native client. This enables you to start adding metadata for assets that might not even exist yet. Once you have the new asset, use the <i>Change Asset Reference</i> menu item to quickly link the empty record to the new asset.</p>	 <p>FIGURE 16: Empty records can serve as placeholders for assets in production or not yet acquired. This is a must-have feature when managing asset development projects.</p>
Printing and Output		
<p>UPDATED Header/footer images</p>	<p>Now you can add your logo or other image to print template headers and footers.</p>	 <p>FIGURE 17: Inserting logos or other images into your PDF template headers or footers can really spruce up the appearance of the print-outs and reports Cumulus generates.</p>

	Features	Benefits	Details
UPDATED	Suppress PDF print options before printing	Define a print template's PDF output options in advance, so that users have no decisions to make. Disable the option on print templates you make available to users who do need the power to configure their own settings.	
Watermarking			
UPDATED	Choose position of text	You can now easily determined the position of watermarked text using placement options previously available only for images.	<p>FIGURE 18: Use buttons to place watermarked text, which offers you more control.</p>
Core Technologies			
UPDATED	Faster cataloging startup	Cataloging operations now start much faster.	
NEW!	Page number-savvy sorting	Cumulus 8.1 can track page numbers. This means the pages of your InDesign or QuarkX-Press layouts, Powerpoint slides and more can always be listed in the order users expect. Note: Some editions of Cumulus require add-ons in order to extract individual pages or slides from PDFs, layouts and presentations.	<p>FIGURE 19: The pages of these PDF files have been sorted in order beneath their master documents, which makes it much easier to know which page is from which file.</p>
UPDATED	String list sort orders	String list fields now sort as expected.	

Features	Benefits	Details
<p>NEW! Secondary sort order</p>	<p>It's now possible to choose a secondary sort field in Details view mode. This enables you to choose a primary sort field, then "subsort" asset records using any secondary field you need. Sort first by due date, then by project name to get a prioritized, organized list of what needs to be done.</p>	
<p>UPDATED! Sort order for empty fields</p>	<p>Asset records that have no values in the chosen sort fields are now always placed at the bottom of the collection regardless of sort order (ascending or descending). This ensures you never have to scroll down through irrelevant asset records just to find ones that contain your sort data.</p>	
<p>UPDATED! Faster "contains" searching</p>	<p>Improvements to the Cumulus 8.1 search engine ensure "contains" searching, such as entering ".jpg" into Quicksearch, can be lightning fast.</p>	

FIGURE 20: In this image, File Format is the primary sort order (1). Rating is the secondary sort order (2). Then, within the group of JPG files, you can see that "zero stars" now sorts behind the 3-, 4- and 5-star assets (0).

FIGURE 21: This single field property can speed up certain search types exponentially.

Features	Benefits	Details
Cumulus Scheduler		
<p>UPDATED</p> <p>"Run Now" button</p>	<p>Click the "Run Now" button to execute any Scheduler task immediately, which is very handy when testing, when you don't want a task to run at intervals, or when you need a task to run just once.</p>	 <p>FIGURE 22: The Run Now button will make the creation and testing of Scheduler actions easier than ever!</p>
<p>UPDATED</p> <p>Email notifications of completed tasks</p>	<p>When Scheduler tasks complete, the Cumulus admin will now be automatically notified, if the Mail Manager is set to send notifications. (Figure 9)</p>	
Enhanced Metadata Support		
<p>UPDATED</p> <p>HTML Filter text extraction</p>	<p>The entire text contents of an HTML file can now be extracted into the Document Text field, where it becomes searchable metadata.</p>	 <p>FIGURE 23: Extract the text of your HTML files and you can use Cumulus to search your Web pages too! Copy typos</p>
<p>UPDATED</p> <p>Extract Windows file properties from JPEG's</p>	<p>Metadata information added to JPG images from the Windows Explorer Properties window can now be captured.</p>	
<p>NEW!</p> <p>MNG format</p>	<p>Enhanced metadata support has been added for the "Multiple-image Network Graphics" format used by applications such as ImageMagick, iView Media, Photoshop, GIMP, plus some smart phones and game engines.</p>	
<p>NEW!</p> <p>JNG format</p>	<p>Enhanced metadata support has also been added for the "JPEG Network Graphics" format, which is a primarily a subformat of MNG.</p>	<p>See the complete "enhanced metadata" format list online: http://www.canto.com/filters</p>
<p>NEW!</p> <p>Autodesk Revit format</p>	<p>Enhanced metadata support has been added for Autodesk Revit software products.</p>	
<p>NEW!</p> <p>SGI format</p>	<p>Enhanced metadata support is also now available for the SGI workstation image format, sometimes known as "RGB" files.</p>	